



VOORHEES COLLEGE, VELLORE-1

Students Satisfaction Survey

2018-19

Based on the Students Satisfaction Survey, we can see that most of the students have rated the teaching quality and approach as excellent, and the preparation for the classes and fairness of the internal evaluation process as very good. The majority of students also reported that the teacher's approach to teaching, as well as the opportunities provided by the institution to learn and grow, are good or better.


Regarding the communication skills of the teachers, most of the respondents rated it as very good or excellent, although a significant minority rated it as average or below.


A majority of the respondents reported that their performance in assignments was discussed with them, with the majority rating this aspect as very good or excellent.


Regarding the institution's initiatives to promote internship, student exchange, and field visit opportunities for students, most of the respondents rated it as very good or excellent, although there were some who rated it as average or below.

Regarding the teaching and mentoring process, a majority of the respondents rated it as very good or excellent, with a significant minority rating it as average or below.

Overall, the survey suggests that the teaching quality and approach, preparation for classes, fairness of the internal evaluation process, and opportunities provided for learning and growth are highly rated, while there is room for improvement in communication skills and teaching and mentoring processes.


Coordinator – IQAC
Dr. D. JAIKUMAR,
M.Sc., M.Phil., M.Ed., Ph.D.,
IQAC Co-ordinator & HOD of Physics,
Voorhees College,
Vellore - 632 001. Tamilnadu.


Dr. M. Jaya Selva Doss
Principal i/c
Principal - In - Charge,
VOORHEES COLLEGE
VELLORE - 632 001



Frequency Table

How much of the syllabus was covered in the class?					
		Frequency	Percent	Valid Percent	Cumulative Percent
Valid	Poor	2	.7	.7	.7
	Average	3	1.0	1.0	1.7
	Good	54	18.4	18.4	20.1
	Very Good	99	33.8	33.8	53.9
	Excellent	135	46.1	46.1	100.0
	Total	293	100.0	100.0	

How well did the teacher prepare for the classes?					
		Frequency	Percent	Valid Percent	Cumulative Percent
Valid	Poor	2	.7	.7	.7
	Average	4	1.4	1.4	2.0
	Good	67	22.9	22.9	24.9
	Very Good	125	42.7	42.7	67.6
	Excellent	95	32.4	32.4	100.0
	Total	293	100.0	100.0	

How well were the teachers able to communicate?					
		Frequency	Percent	Valid Percent	Cumulative Percent
Valid	Poor	5	1.7	1.7	1.7
	Average	29	9.9	9.9	11.6
	Good	47	16.0	16.0	27.6
	Very Good	105	35.8	35.8	63.5
	Excellent	107	36.5	36.5	100.0
	Total	293	100.0	100.0	

The teacher's approach to teaching can best be descibed as:					
		Frequency	Percent	Valid Percent	Cumulative Percent
Valid	Poor	9	3.1	3.1	3.1
	Average	12	4.1	4.1	7.2
	Good	86	29.4	29.4	36.5
	Very Good	69	23.5	23.5	60.1
	Excellent	117	39.9	39.9	100.0
	Total	293	100.0	100.0	

Fairness of the internal evaluation process by the teachers					
		Frequency	Percent	Valid Percent	Cumulative Percent
Valid	Poor	5	1.7	1.7	1.7
	Average	10	3.4	3.4	5.1
	Good	40	13.7	13.7	18.8
	Very Good	137	46.8	46.8	65.5
	Excellent	101	34.5	34.5	100.0
	Total	293	100.0	100.0	

Was your performance in assignments discussed with you?					
		Frequency	Percent	Valid Percent	Cumulative Percent
Valid	Poor	1	.3	.3	.3
	Average	38	13.0	13.0	13.3
	Good	43	14.7	14.7	28.0
	Very Good	99	33.8	33.8	61.8
	Excellent	112	38.2	38.2	100.0
	Total	293	100.0	100.0	

The institute takes active interest in promoting internship, student exchange, and field visit opportunities for students.					
		Frequency	Percent	Valid Percent	Cumulative Percent
Valid	Poor	11	3.8	3.8	3.8
	Average	14	4.8	4.8	8.5
	Good	59	20.1	20.1	28.7
	Very Good	110	37.5	37.5	66.2
	Excellent	99	33.8	33.8	100.0
	Total	293	100.0	100.0	

The teaching and mentoring process in your institution facilities you in cognitive, social and emotional growth.					
		Frequency	Percent	Valid Percent	Cumulative Percent
Valid	Poor	4	1.4	1.4	1.4
	Average	12	4.1	4.1	5.5
	Good	80	27.3	27.3	32.8
	Very Good	121	41.3	41.3	74.1
	Excellent	76	25.9	25.9	100.0
	Total	293	100.0	100.0	

The institution provides multiple opportunities to learn and grow.					
		Frequency	Percent	Valid Percent	Cumulative Percent
Valid	Poor	8	2.7	2.7	2.7
	Average	26	8.9	8.9	11.6
	Good	46	15.7	15.7	27.3
	Very Good	115	39.2	39.2	66.6
	Excellent	98	33.4	33.4	100.0
	Total	293	100.0	100.0	

Teachers inform you about your expected competencies, course outcomes and programme outcomes.					
		Frequency	Percent	Valid Percent	Cumulative Percent
Valid	Poor	6	2.0	2.0	2.0
	Average	30	10.2	10.2	12.3
	Good	64	21.8	21.8	34.1
	Very Good	91	31.1	31.1	65.2
	Excellent	102	34.8	34.8	100.0
	Total	293	100.0	100.0	

Your mentor does a necessary follow-up with an assigned task to you					
		Frequency	Percent	Valid Percent	Cumulative Percent
Valid	Poor	2	.7	.7	.7
	Average	15	5.1	5.1	5.8
	Good	64	21.8	21.8	27.6
	Very Good	128	43.7	43.7	71.3
	Excellent	84	28.7	28.7	100.0
	Total	293	100.0	100.0	

The teachers illustrate the concepts through examples and applications.					
		Frequency	Percent	Valid Percent	Cumulative Percent
Valid	Poor	7	2.4	2.4	2.4
	Average	11	3.8	3.8	6.1
	Good	64	21.8	21.8	28.0
	Very Good	112	38.2	38.2	66.2
	Excellent	99	33.8	33.8	100.0
	Total	293	100.0	100.0	

The teachers identify your strengths and encourage you with providing right level of challenges.					
		Frequency	Percent	Valid Percent	Cumulative Percent
Valid	Poor	4	1.4	1.4	1.4
	Average	16	5.5	5.5	6.8
	Good	47	16.0	16.0	22.9
	Very Good	121	41.3	41.3	64.2
	Excellent	105	35.8	35.8	100.0
	Total	293	100.0	100.0	

Teachers are able to identify your weakness and help you to overcome them.					
		Frequency	Percent	Valid Percent	Cumulative Percent
Valid	Poor	7	2.4	2.4	2.4
	Average	14	4.8	4.8	7.2
	Good	48	16.4	16.4	23.5
	Very Good	118	40.3	40.3	63.8
	Excellent	106	36.2	36.2	100.0
	Total	293	100.0	100.0	

The institution makes effort to engage students in the monitoring, review and continuous quality improvement of the teaching learning process.					
		Frequency	Percent	Valid Percent	Cumulative Percent
Valid	Poor	5	1.7	1.7	1.7
	Average	15	5.1	5.1	6.8
	Good	73	24.9	24.9	31.7
	Very Good	94	32.1	32.1	63.8
	Excellent	106	36.2	36.2	100.0
	Total	293	100.0	100.0	

The institute/ teachers use student centric methods, such as experiential learning, participative learning and problem-solving methodologies for enhancing learning experiences.

		Frequency	Percent	Valid Percent	Cumulative Percent
Valid	Poor	3	1.0	1.0	1.0
	Average	20	6.8	6.8	7.8
	Good	69	23.5	23.5	31.4
	Very Good	88	30.0	30.0	61.4
	Excellent	113	38.6	38.6	100.0
	Total	293	100.0	100.0	

Teachers encourage you to participate in extracurricular activities

		Frequency	Percent	Valid Percent	Cumulative Percent
Valid	Poor	3	1.0	1.0	1.0
	Average	26	8.9	8.9	9.9
	Good	50	17.1	17.1	27.0
	Very Good	115	39.2	39.2	66.2
	Excellent	99	33.8	33.8	100.0
	Total	293	100.0	100.0	

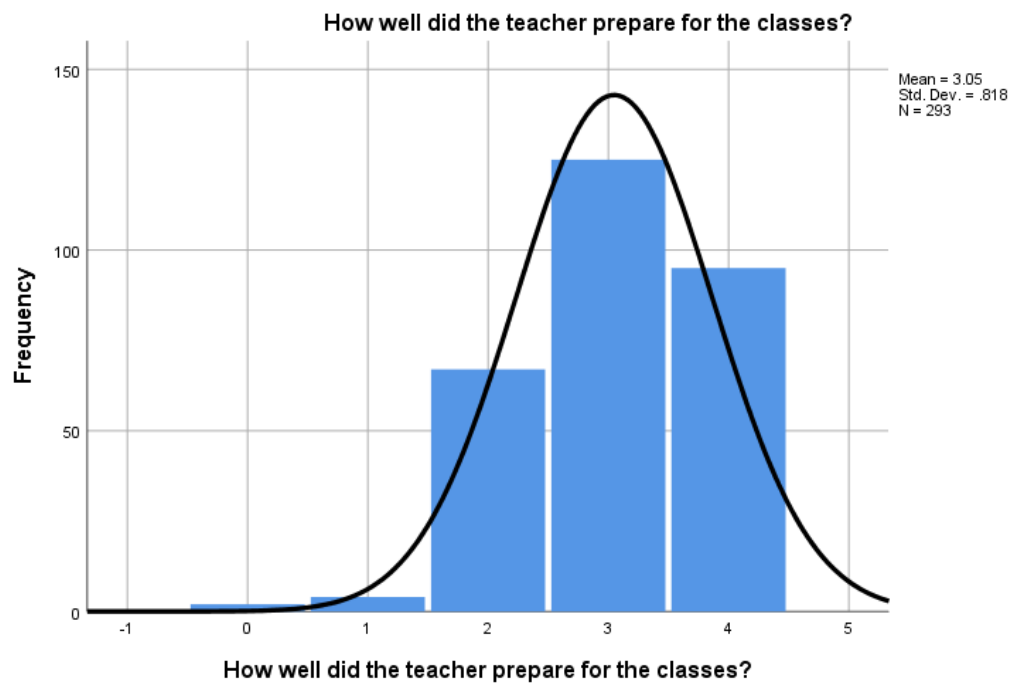
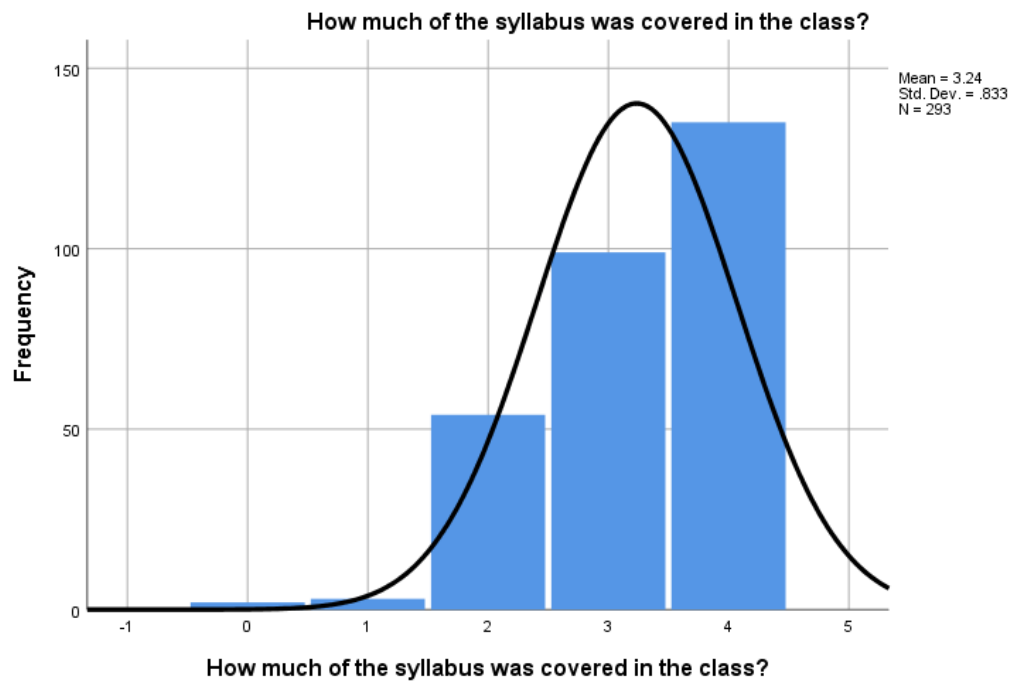
Efforts are made by the institute / teachers to inculcate soft skills, life skills and employability skills to make you ready for the world of work

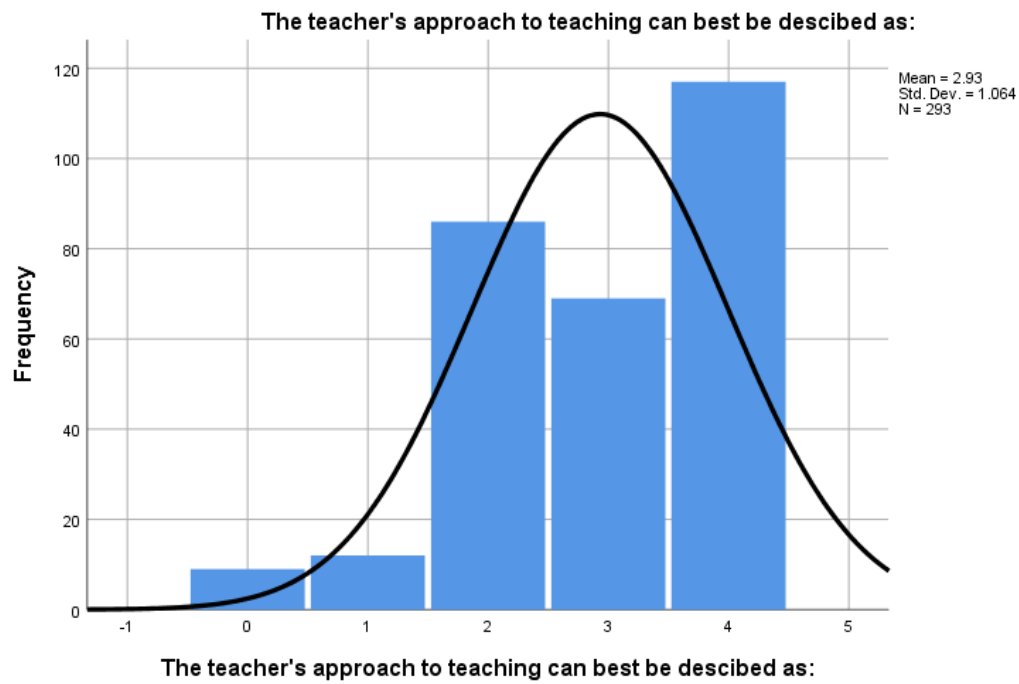
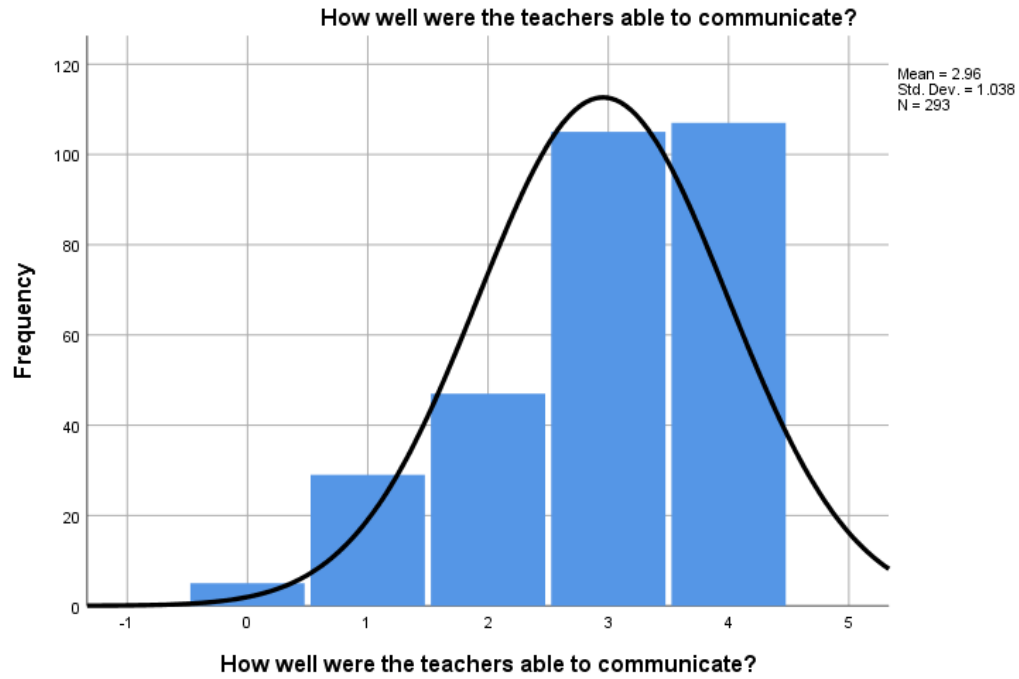
		Frequency	Percent	Valid Percent	Cumulative Percent
Valid	Poor	6	2.0	2.0	2.0
	Average	19	6.5	6.5	8.5
	Good	59	20.1	20.1	28.7
	Very Good	96	32.8	32.8	61.4
	Excellent	113	38.6	38.6	100.0
	Total	293	100.0	100.0	

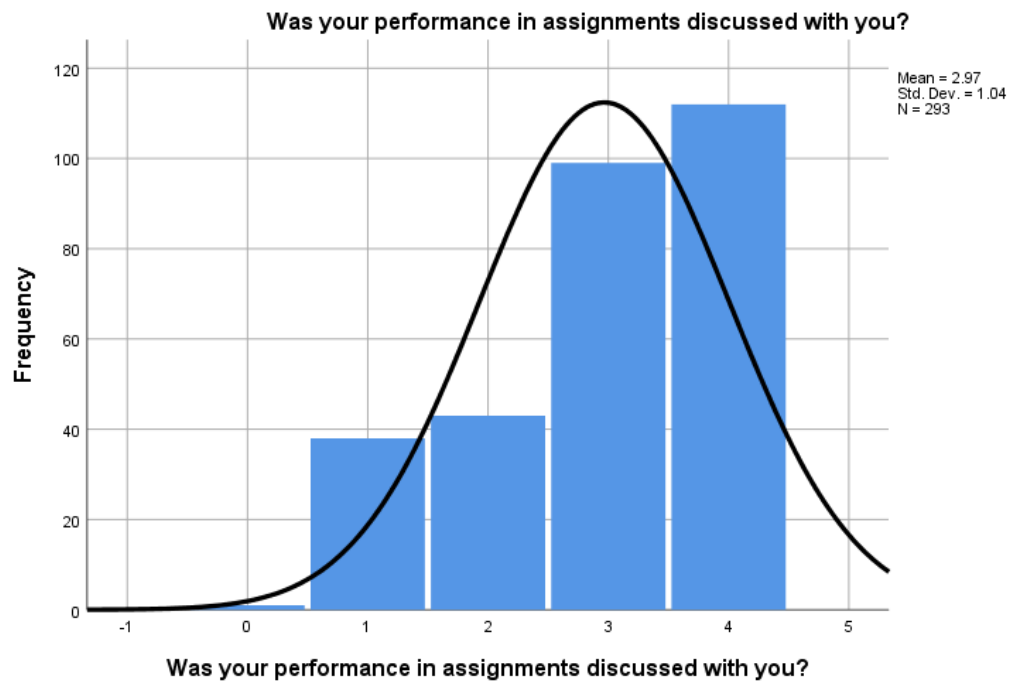
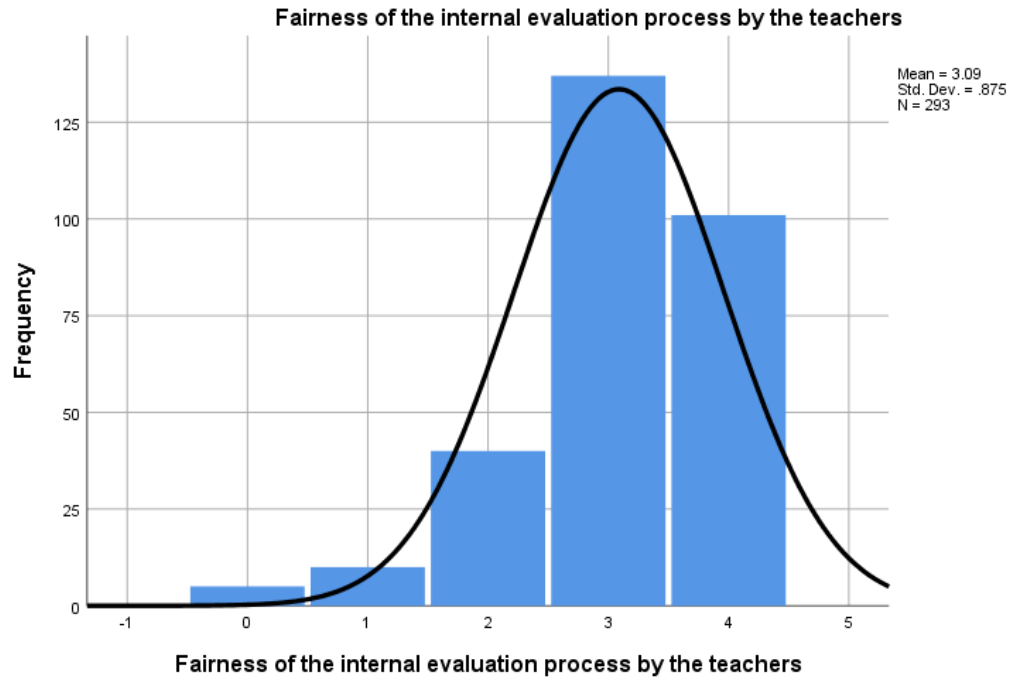
What percentage of teachers use ICT tools such as LCD projector, multimedia, etc. while teaching.					
		Frequency	Percent	Valid Percent	Cumulative Percent
Valid	Poor	16	5.5	5.5	5.5
	Average	35	11.9	11.9	17.4
	Good	57	19.5	19.5	36.9
	Very Good	106	36.2	36.2	73.0
	Excellent	79	27.0	27.0	100.0
	Total	293	100.0	100.0	

The overall quality of teaching-learning process in your institute is very good.					
		Frequency	Percent	Valid Percent	Cumulative Percent
Valid	Poor	8	2.7	2.7	2.7
	Average	15	5.1	5.1	7.8
	Good	65	22.2	22.2	30.0
	Very Good	94	32.1	32.1	62.1
	Excellent	111	37.9	37.9	100.0
	Total	293	100.0	100.0	

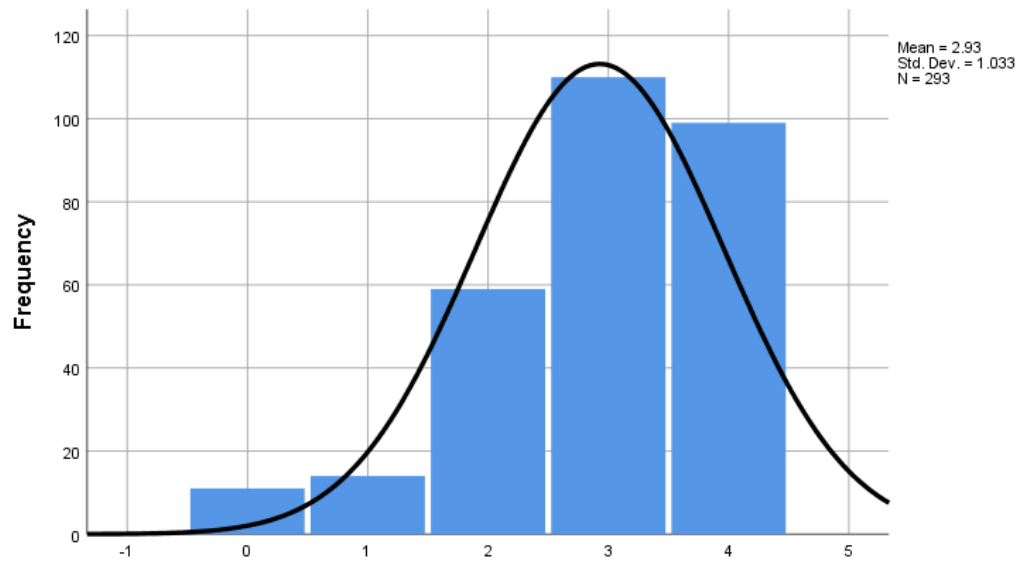
Histogram





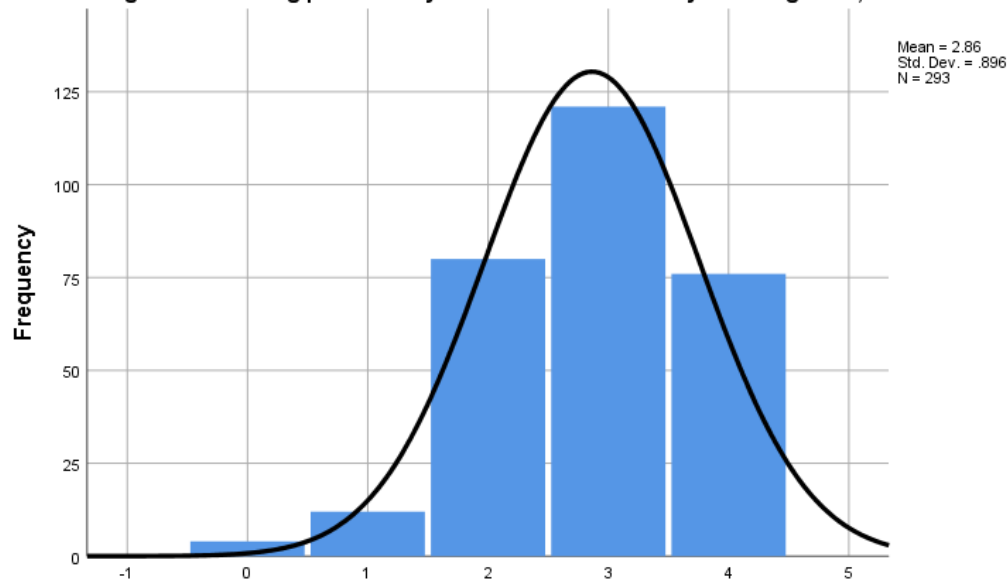


The institute takes active interest in promoting internship, student exchange, and field visit opportunities for students.

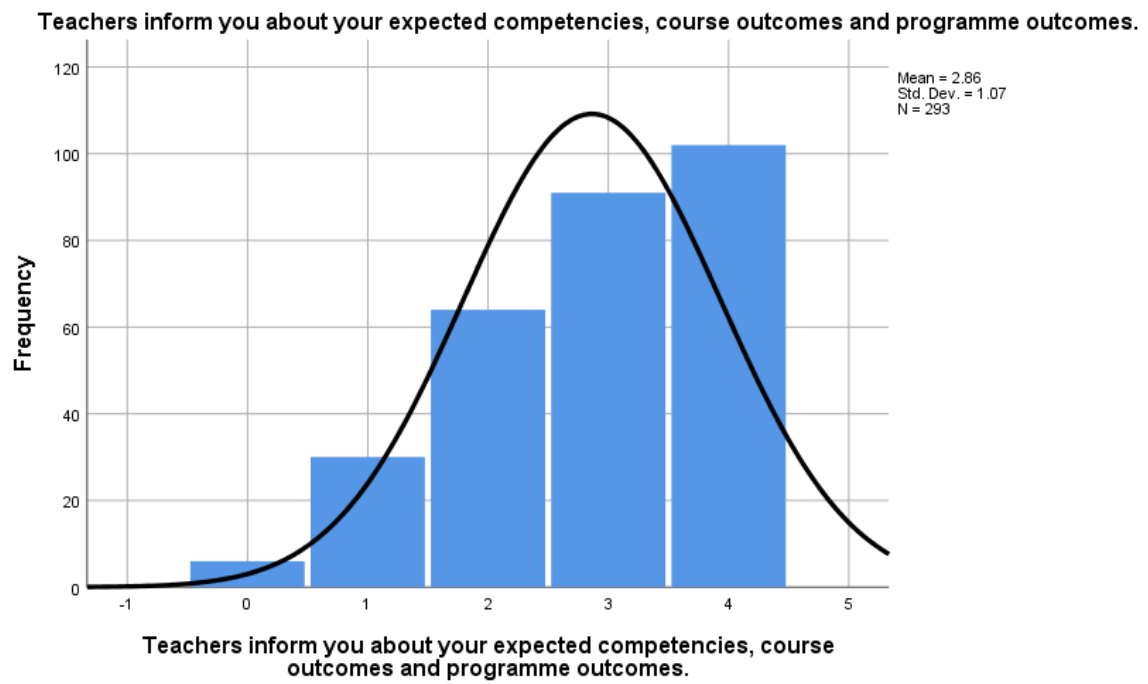
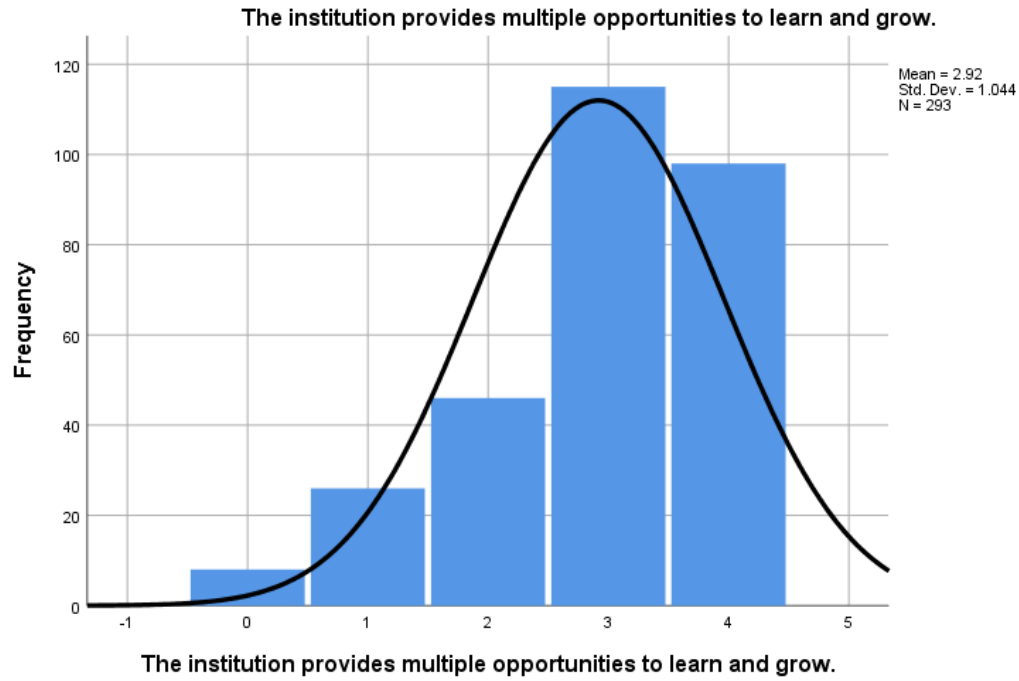


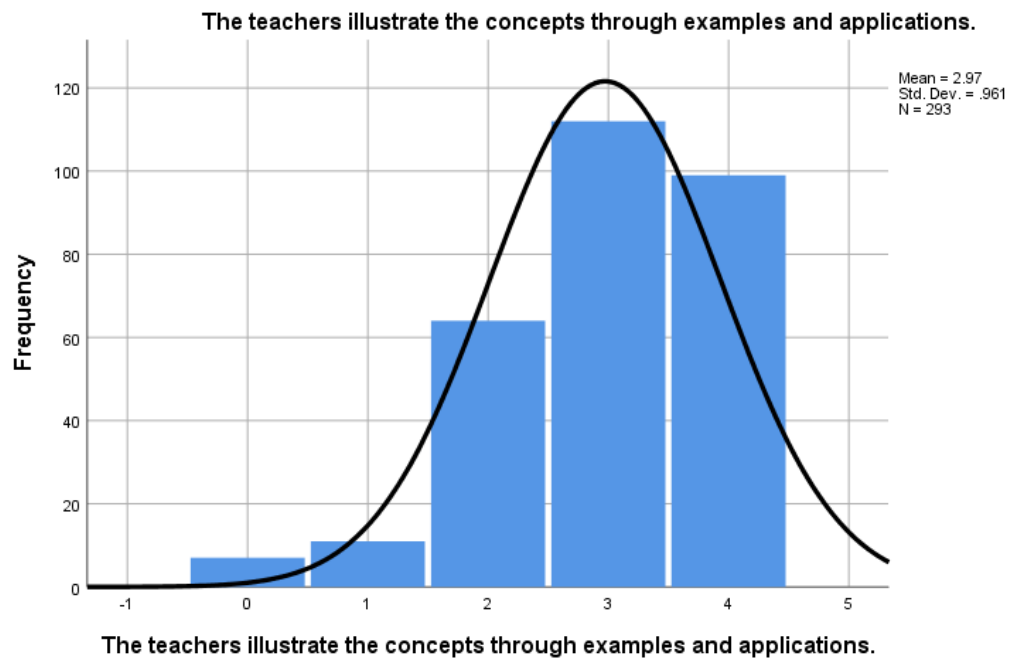
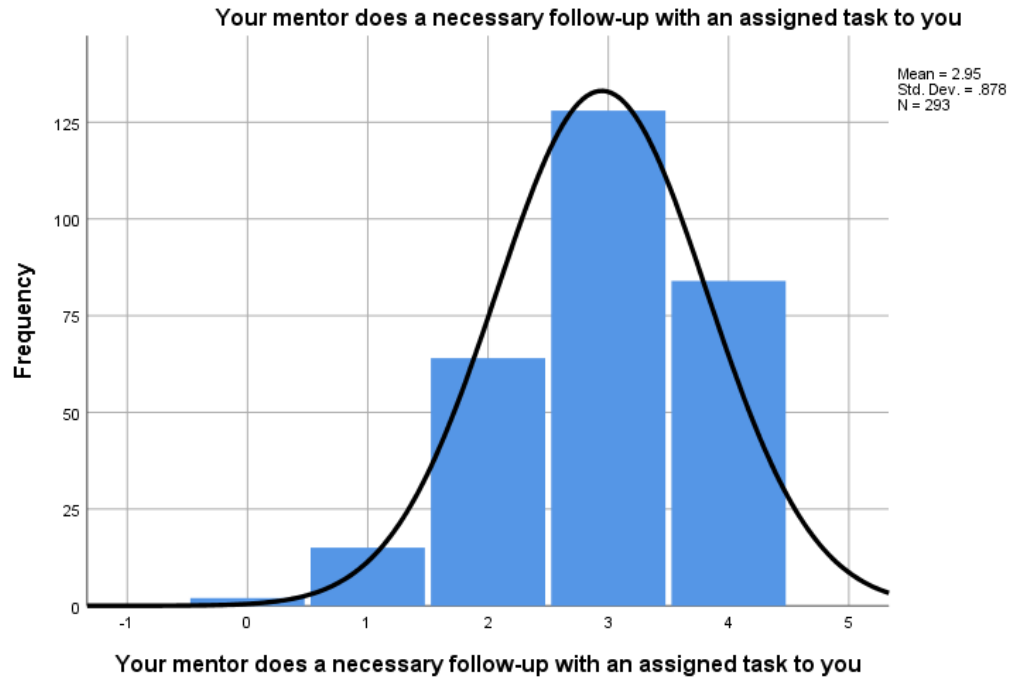
The institute takes active interest in promoting internship, student exchange, and field visit opportunities for students.

The teaching and mentoring process in your institution facilities you in cognitive, social and emotional growth.

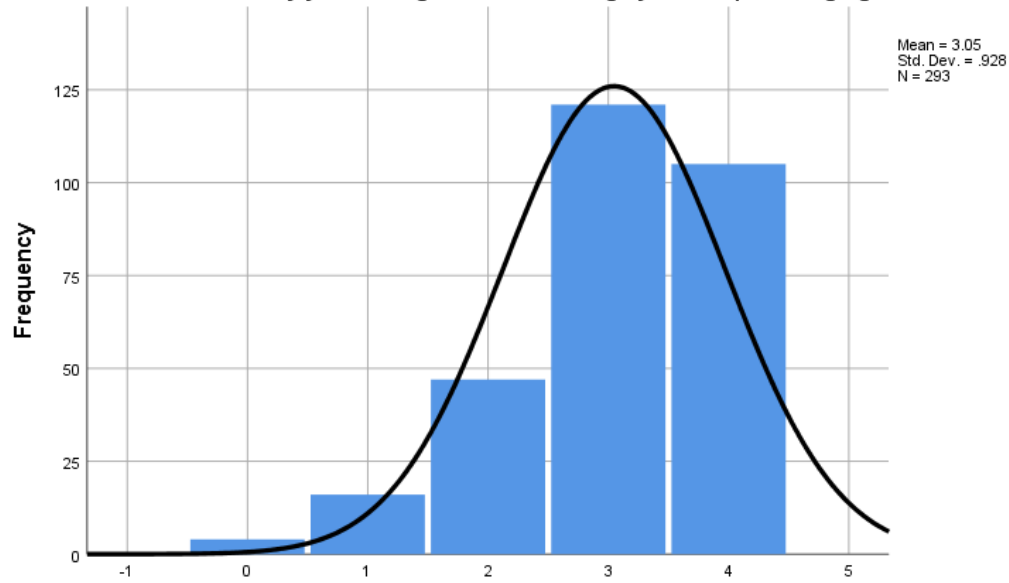


The teaching and mentoring process in your institution facilities you in cognitive, social and emotional growth.



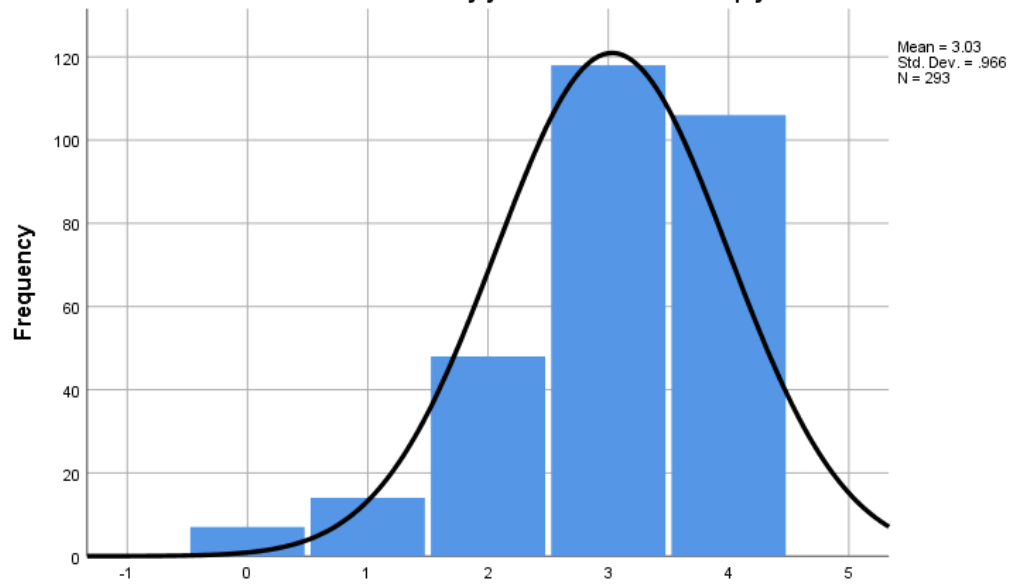


The teachers identify your strengths and encourage you with providing right level of challenges.



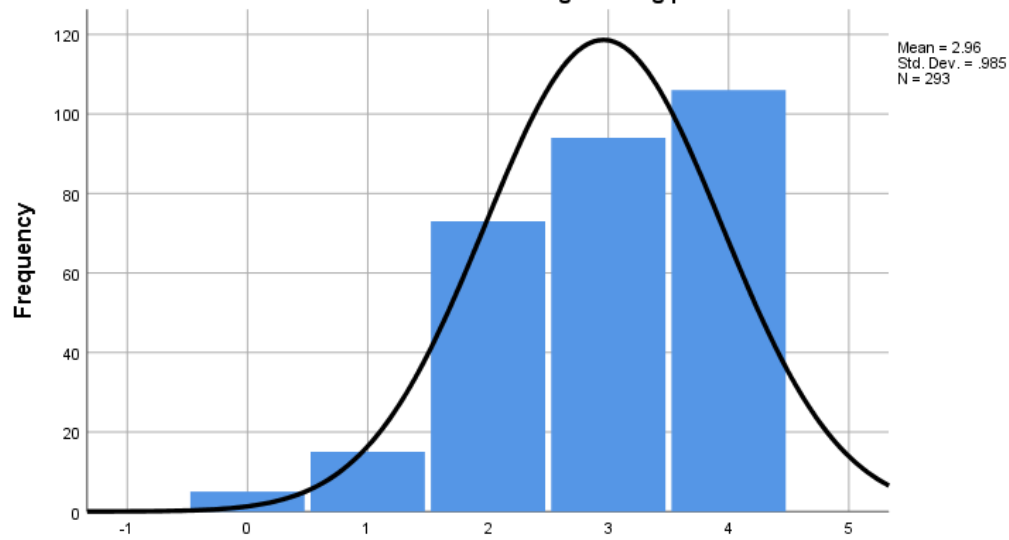
The teachers identify your strengths and encourage you with providing right level of challenges.

Teachers are able to identify your weakness and help you to overcome them.



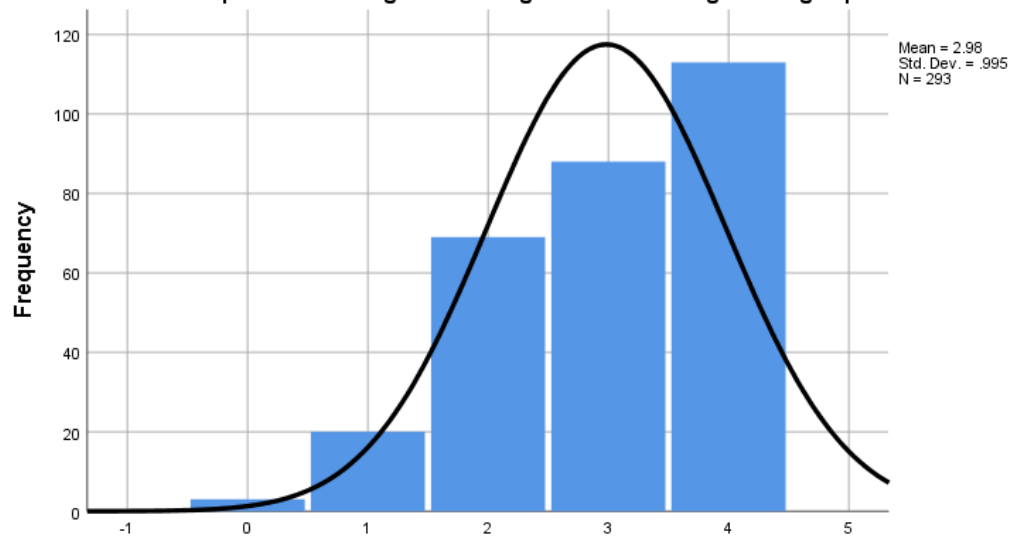
Teachers are able to identify your weakness and help you to overcome them.

The institution makes effort to engage students in the monitoring, review and continuous quality improvement of the teaching learning process.

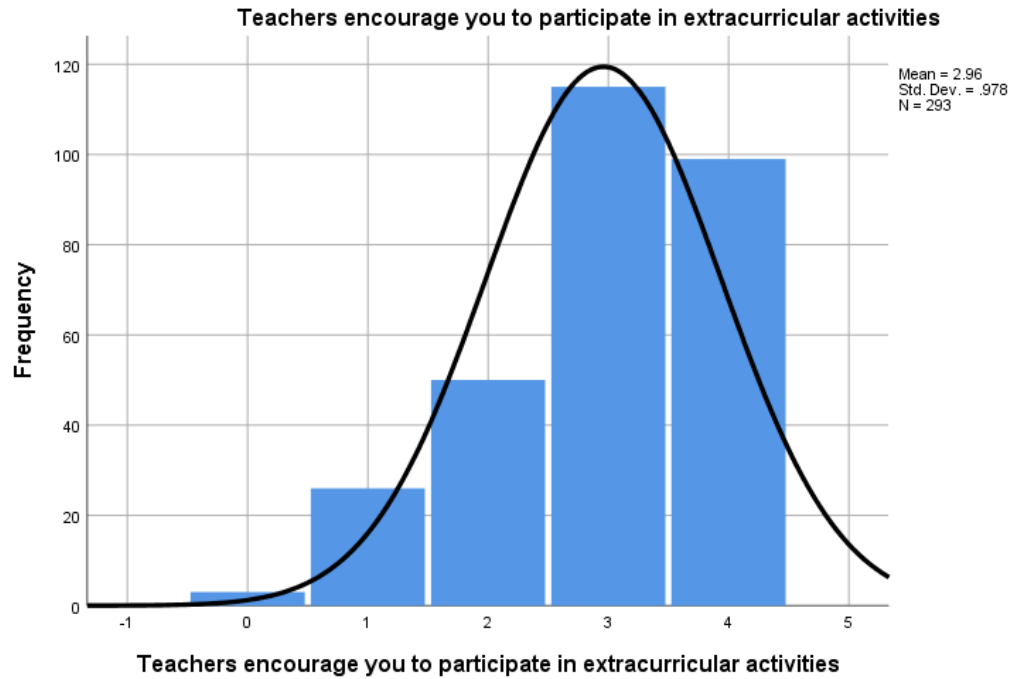


The institution makes effort to engage students in the monitoring, review and continuous quality improvement of the teaching learning process.

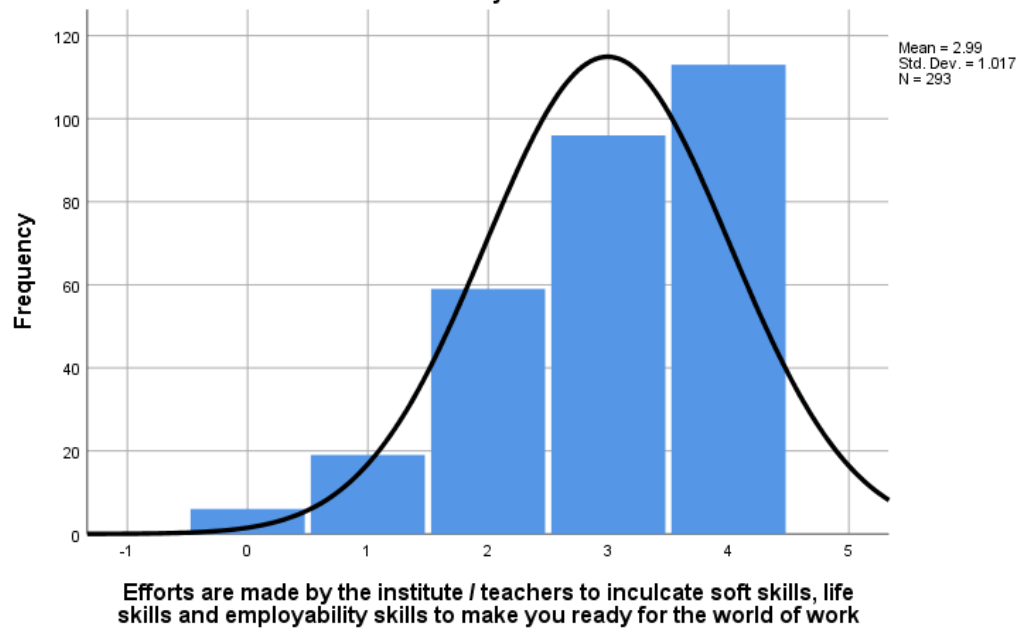
The institute/ teachers use student centric methods, such as experiential learning, participative learning and problem-solving methodologies for enhancing learning experiences.



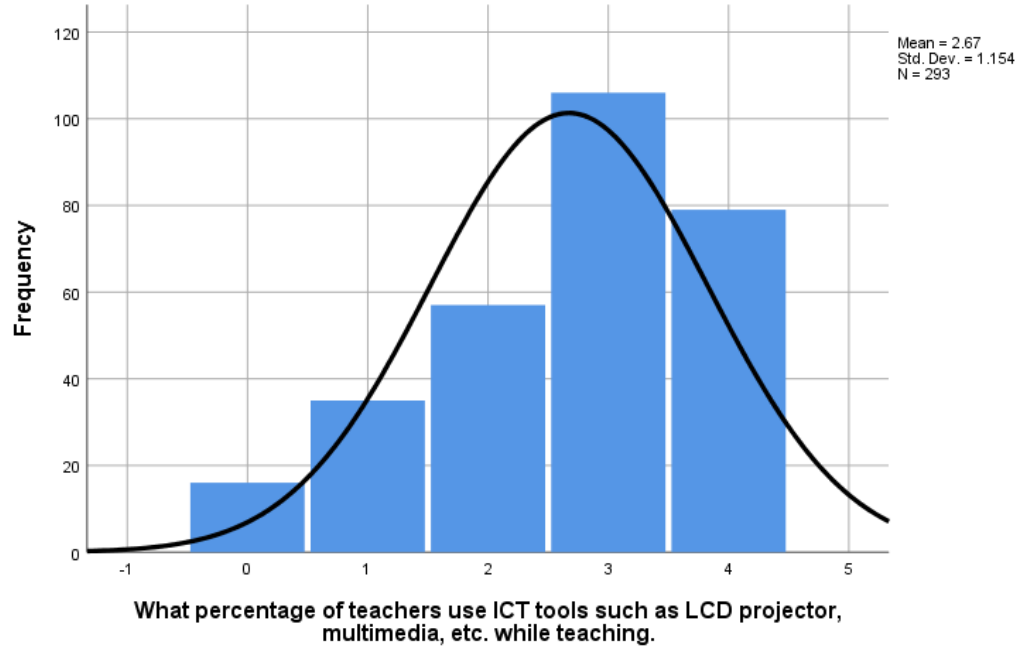
The institute/ teachers use student centric methods, such as experiential learning, participative learning and problem-solving methodologies for enhancing learning experiences.



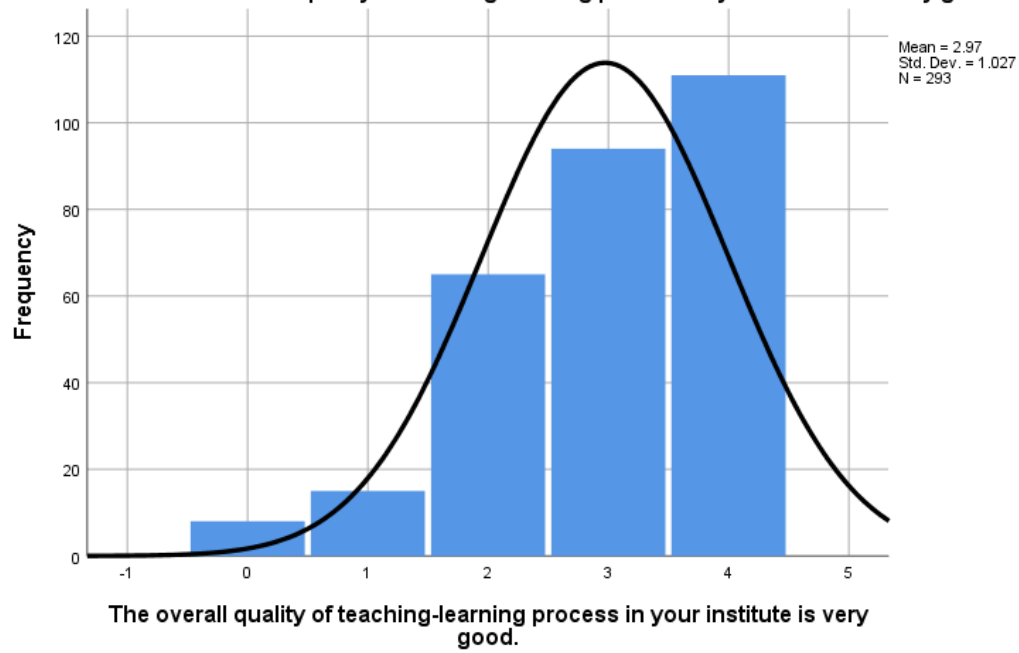
Efforts are made by the institute / teachers to inculcate soft skills, life skills and employability skills to make you ready for the world of work



What percentage of teachers use ICT tools such as LCD projector, multimedia, etc. while teaching.



The overall quality of teaching-learning process in your institute is very good.



TEACHER'S FEEDBACK 2018-2019

About 59.6 % of the total respondents expressed Agree, 38.5 % have expressed Strongly Agree and 1.9 % had said Highly Disagree for the indication about the objectives of the syllabus

For the survey about the syllabus provide freedom to adopt new techniques/strategies of teaching and assessment of students. 55.8 % of the total respondents expressed Agree, 36.5 % have expressed Strongly Agree and 7.7 % had said Neutral.

Nearly 55.8 % of the total respondents expressed Agree, 30.8 % have expressed Strongly Agree and 13.5 % had said Neutral for the feedback about the subject syllabus are interesting for the majority of students.

Around 42.3 % of the total respondents expressed Agree, 26.9 % have expressed Strongly Agree, 23.1 % had said Neutral and 7.7 % had said Disagree for the syllabus designed to bridge the gap between theory and practical.

About the syllabus designed to bridge the gap between academics and industry, nearly 40.4 % of the total respondents expressed Agree, 19.2 % have expressed Strongly Agree, 34.6 % had said Neutral and 5.8 % had said Disagree

Nearly 48.1 % of the total respondents expressed Agree, 21.2 % have expressed Strongly Agree, 28.8 % had said Neutral and 1.9 % had said Disagree for the syllabus designed in a way to improve employability index.

For the size of syllabus in terms of the load on the students, 44.2 % of the total respondents have rated “3”, 34.6 % of the total respondents have rated “2”, around 17 % of the respondents have rated “4” and less than 5 % rated “1”.

Nearly 36.6 % of the total respondents have rated “3”, 30.8 % of the total respondents have rated “2”, around 30.9 % of the respondents have rated “4” and less than 5 % rated “1” for the evaluation scheme designed for each of the course.

For the feedback about the allocation of the credits and contact hours of the course. 48.1 % of the total respondents have rated “3”, 24.8 % of the total respondents have rated “2”, around 25 % of the respondents have rated “4” and less than 5 % have rated 1.

Around 46.1 % of the total respondents have rated “3”, 26.9 % of the total respondents have rated “2”, around 17.4% of the respondents have rated “4” 7.7% have rate “0” and less than 2 % for the percentage of courses having laboratory components and the domain used for designing the experiments for the laboratory components.

K. KENNEDY

DR. K KENNEDY

Dr.S.RAICHEL ABIRANCHANI

P ANGELIN VINODHINI

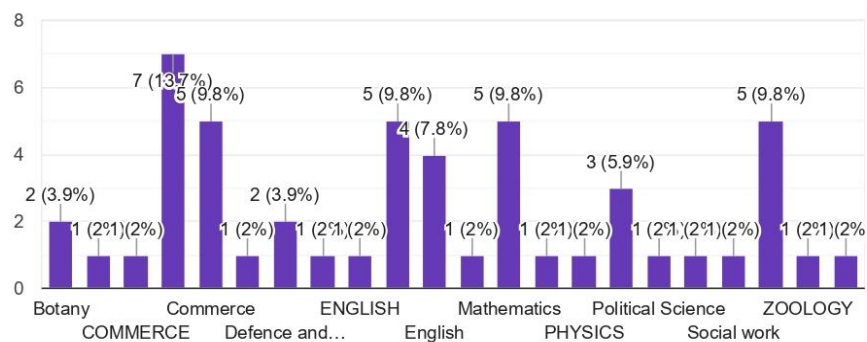
Dr.K.Kishore

Dr. D. R. RAMYA

Department

Copy

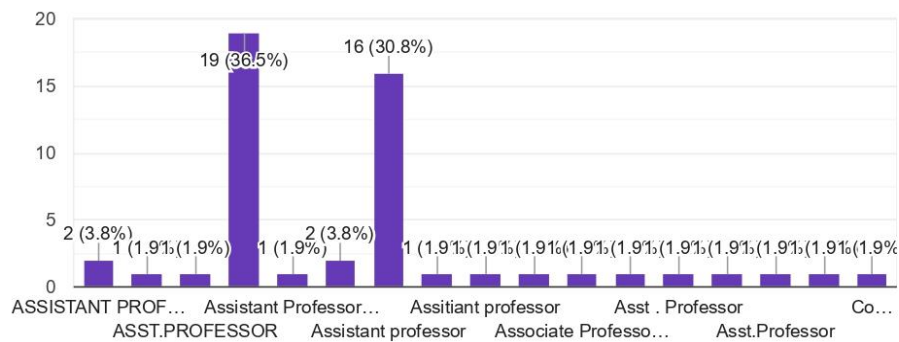
51 responses



Designation

Copy

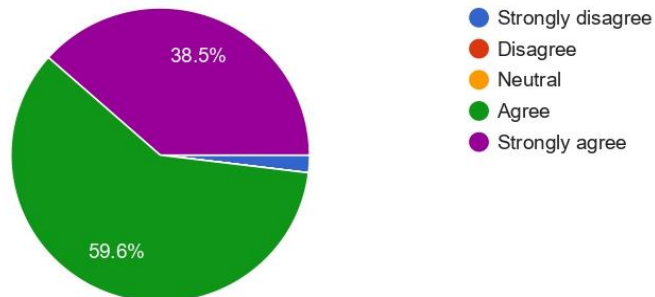
52 responses





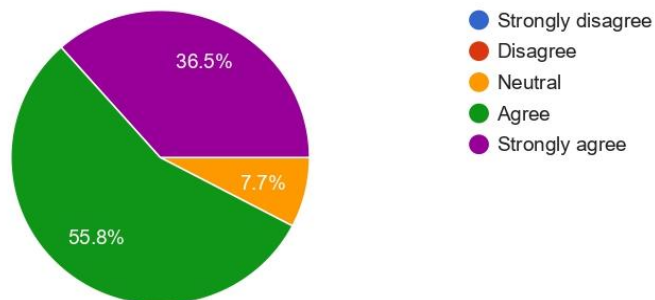
1. ARE THE OBJECTIVES OF THE SYLLABUS CLEARLY INDICATED?

52 responses



2. DOES THE SYLLABUS PROVIDE FREEDOM TO ADOPT NEW TECHNIQUES/STRATEGIES OF TEACHING AND ASSESSMENT OF STUDENTS?

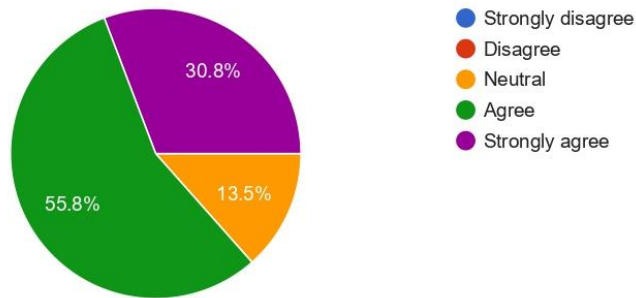
52 responses



 Copy

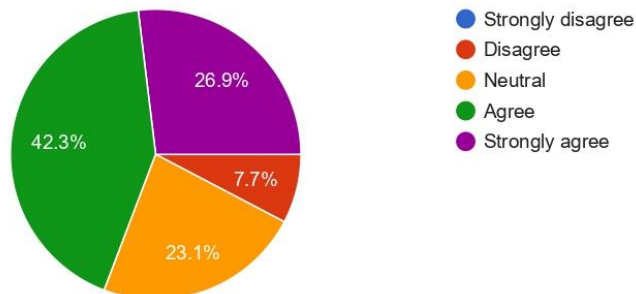
3. IS THE SUBJECT SYLLABUS ARE INTERESTING FOR THE MAJORITY OF STUDENTS?

52 responses

 Copy

4. IS THE SYLLABUS DESIGNED TO BRIDGE THE GAP BETWEEN THEORY AND PRACTICAL?

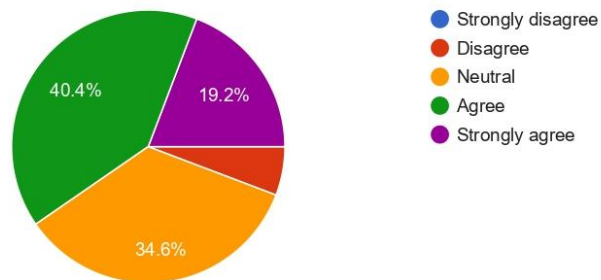
52 responses





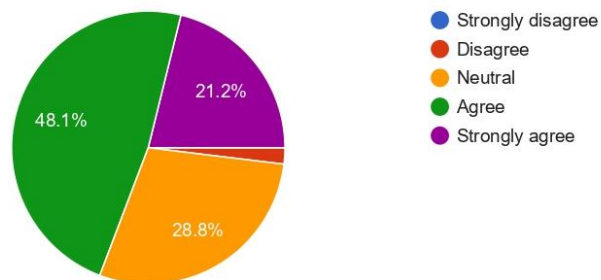
5. IS THE SYLLABUS DESIGNED TO BRIDGE THE GAP BETWEEN ACADEMICS AND INDUSTRY?

52 responses



6. IS THE SYLLABUS DESIGNED IN A WAY TO IMPROVE EMPLOYABILITY INDEX?

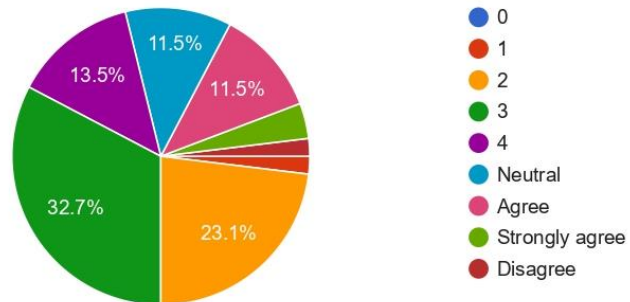
52 responses





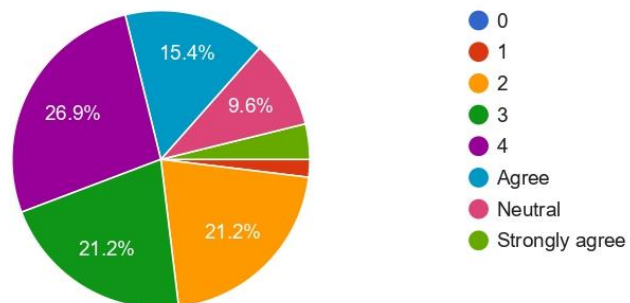
7. RATE THE SIZE OF SYLLABUS IN TERMS OF THE LOAD ON THE STUDENTS?

52 responses



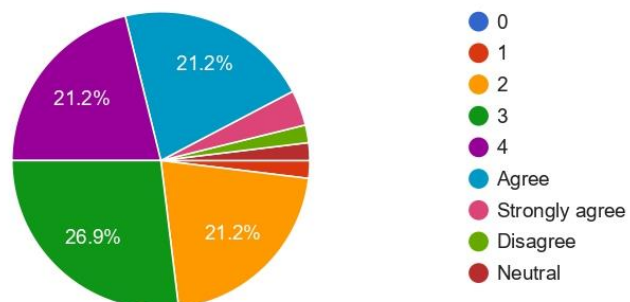
8. HOW DO YOU RATE THE EVALUATION SCHEME DESIGNED FOR EACH OF THE COURSE?

52 responses



9. HOW DO YOU RATE THE ALLOCATION OF THE CREDITS AND CONTACT HOURS OF THE COURSE?

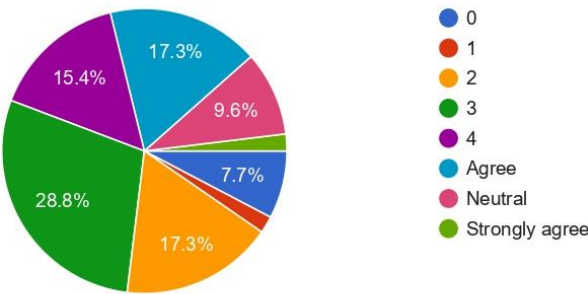
52 responses



 Copy

10. HOW DO YOU RATE THE PERCENTAGE OF COURSES HAVING LABORATORY COMPONENTS AND THE DOMAIN USED FOR DESIGNING THE EXPERIMENTS FOR THE LABORATORY COMPONENTS?

52 responses



This content is neither created nor endorsed by Google. [Report Abuse](#) - [Terms of Service](#) - [Privacy Policy](#)

Google Forms



ALUMNI FEEDBACK 2018-2019

Nearly 65% of the respondents had expressed “Good”, 30% expressed “Excellent” and 5 % had said “Fair” for the feedback about the Admission Procedure/Fee structure/Environment/Infrastructure & Lab facilities/Faculty/Project Guidance

Regarding the Quality of support material/Training & Placement/Library/Canteen Facilities/Hostel Facilities/Overall Rating of the College/Alumni Association/Network of Old Friends, 65% of the respondents had expressed “Good”, 25% expressed “Excellent” and 10 % had said “Fair”

Around 55% of the respondents had expressed “Good”, 15% expressed “Excellent” and 30 % had said “Fair” For the Caliber of students passing out of this College/Professional courses and their suitability to the industry/Learning experience in terms of their/relevance to the real-life application/Significance of the course(s) that you learnt in relation to your current job.

Relating to the feedback about to educate students for graduate and postgraduate programmes and to succeed in their chosen/related fields, 65% of the respondents had expressed “Good”, 25% expressed “Excellent” and 10 % had said “Fair”

Regarding To provide students with sound knowledge in their chosen area, 60% of the respondents had expressed “Good”, 30% expressed “Excellent” and 5% had said “Fair” and “Poor” respectively.

About the feedback to train students with knowledge relating to an array of professional fields undertaken so as to comprehend, analyze, design, and create innovative products and find solutions to improve the quality of life, 55% of the respondents had expressed “Good”, 25% expressed “Excellent” ,15 % had said “Fair” and 5% expressed “Poor”

About To create professionally superior and ethically strong global manpower and to uphold moral Values. With effective communication skills, teamwork skills, multidisciplinary approach, and an ability to improve the quality of life, 55% of the respondents had expressed “Good” , 30% expressed “Excellent” and 15 % had said “Fair”

Nearly 60% of the respondents had expressed “Good”, 25% expressed “Excellent” and 15 % had said “Fair” for the feedback to create an intellectual environment for research and development aware of emerging technologies leading to continual learning needed for a successful professional career, to create a Centre of excellence develop technocrats and business leaders.

About the feel proud to be associated with Voorhees College as an Alumnus, 100% of the respondents had expressed “Excellent”.

About the rating of development activities organized by the Department/College for your overall development, 35% of the respondents had expressed “3”, 25% expressed as “5”, 20% expressed as “4” and 10% had said “1” and “2” respectively.

Regarding willingness to contribute to the development of the college/Department, 73.7% of the respondents had expressed “YES”, 21.1% expressed “MAY BE” and 5.2% expressed “NO”.

About the grievances properly handled at the Department/college, 65% of the respondents had expressed "YES", 30% expressed "MAY BE" and 5% expressed "NO".

Around 70% of the respondents had expressed "Good", 25% expressed "Excellent" and 5 % had said "Fair" for the feedback on the Laboratories & Equipment/Library/Seminar/Reading Room/Computer Facilities/Internet & Wi-Fi/Sports and Cultural facilities/Classrooms.

Relating to the sufficient know-how (both in theory and practice) at VCV, 20% of the respondents had expressed "YES", 25% expressed "MAY BE" and 25% expressed "NO".

About the feedback of the education imparted at VCV useful and relevant in your present job, 45% of the respondents had expressed "YES", 35% expressed "MAY BE" and 20% expressed "NO".

For the feedback on Teaching & Non-Teaching Staff cooperative, 85% of the respondents had expressed "YES" and 15% expressed "NO".

Relating to the Industry Oriented Projects (if applicable)/Seminars & Workshop/Guest Lectures/Special Training Classes for bridging Industry/Academic gap, 50% of the respondents had expressed "Good", 35% expressed "Excellent", 10% expressed "Poor" and 5 % had said "Fair"

Around 60% of the respondents had expressed "YES" and 40% expressed "NO" for the feedback on the ample campus opportunity in Training & Placement (T & P) Cell,

Regarding the Placement Cell providing sufficient off campus placement opportunities, 65% of the respondents had expressed "YES" and 35% expressed "NO".

About the Career counselling and guidance for higher studies from Placement Cell, 60% of the respondents had expressed "YES" and 40% expressed "NO".

For the feedback about the invitation to deliver a Guest Lecture/a Special Talk/a Motivational Session for your juniors, 75% of the respondents had expressed "YES" and 25% expressed "NO".

About joining the Department/College Alumni Association, 80% of the respondents had expressed "YES" and 20% expressed "NO".

Around 55% of the respondents had expressed "YES" and 45% expressed "NO" relating to the participation in any Alumni meet as of now organized by your parent department,

About receiving communications from the College/parent department through Mails/Calls/SMS etc., 75% of the respondents had expressed "YES" and 25% expressed "NO".

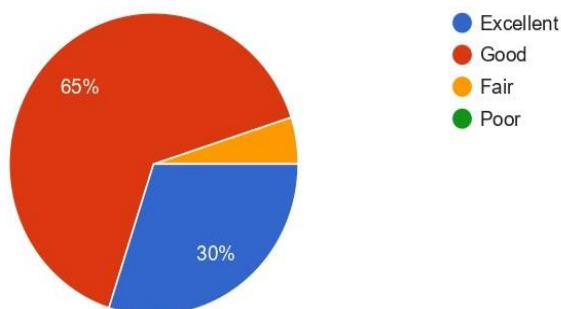
About the Relevance of VCV curriculum in your Job/Need any change in curriculum and syllabi, 70% of the respondents had expressed "YES" and 30% expressed "NO".

Nearly 78.9% of the respondents had expressed "YES" and 21.1% expressed "NO" for the feedback on the Improvements in teaching and learning Process,

About the vision for the College/ contribution to the College, 84.2 of the respondents had expressed "YES" and 15.8% expressed "NO".

Admission Procedure/Fee structure/Environment/Infrastructure & Lab facilities/Faculty/Project Guidance.

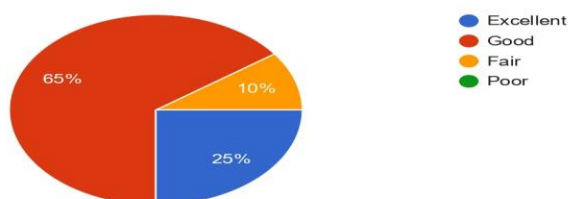
20 responses



Kindly rate the below:

Quality of support material/Training & Placement/Library/Canteen Facilities/Hostel Facilities/Overall Rating of the College/Alumni Association/Network of Old Friends.

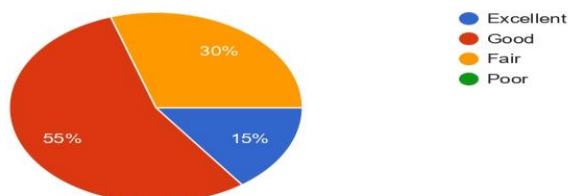
20 responses



Kindly rate the below:

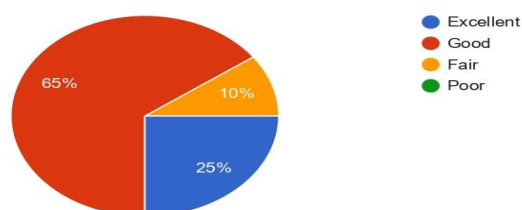
Caliber of students passing out of this College/Professional courses and their suitability to the industry/Learning experience in terms of their/relevance to the real life application/Significance of the course(s) that you learnt in relation to your current job.

20 responses



Preparation: To educate students for graduate and postgraduate programmes and to succeed in their chosen/related fields.

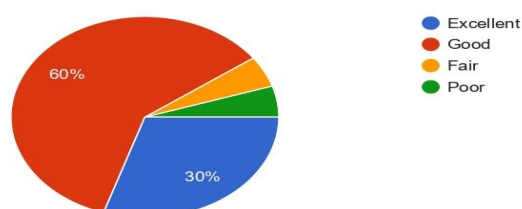
20 responses



Core Competence: To provide students with sound knowledge in their chosen area.

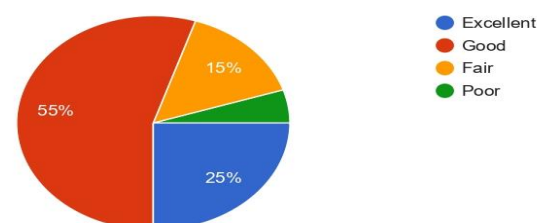
Copy

20 responses



Breadth: To train students with knowledge relating to an array of professional fields undertaken so as to comprehend, analyze, design, and create innovative products and find solutions to improve the quality of life.

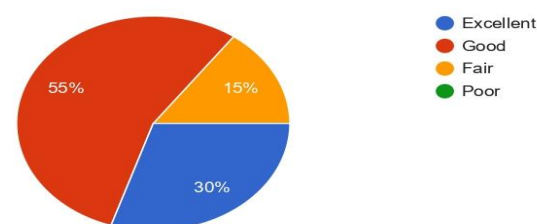
20 responses



Professionalism: To create professionally superior and ethically strong global manpower and to uphold moral Values. With effective communication skills, teamwork skills, multidisciplinary approach, and an ability to improve the quality of life.

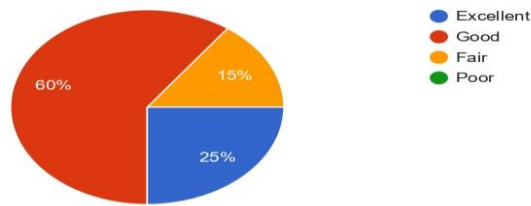
Copy

20 responses



Learning Environment: To create an intellectual environment for research and development aware of emerging technologies leading to continual learning needed for a successful professional career, to create a Centre of excellence develop technocrats and business leaders.

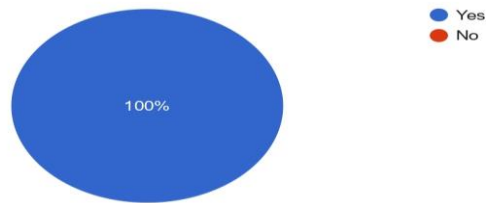
20 responses



Do you feel proud to be associated with Voorhees College as an Alumnus?

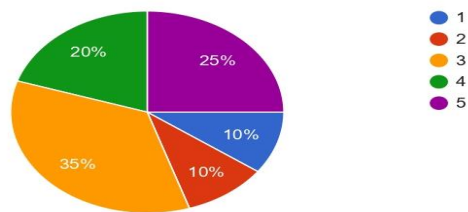
Copy

20 responses



How do you rate development activities organized by the Department/College for your overall development?

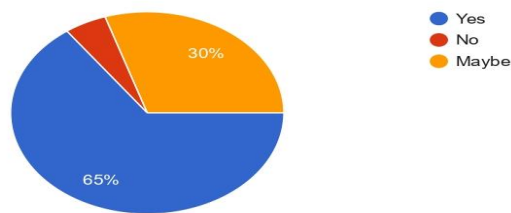
20 responses



Are you willing to contribute to the development of the college/Department?

Copy

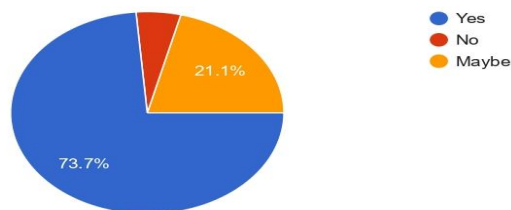
20 responses



Were/Are your grievances properly handled at the Department/college

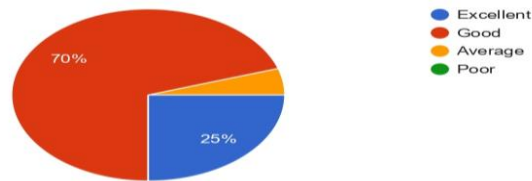
Copy

19 responses



Laboratories & Equipment/Library/Seminar/Reading Room/Computer Facilities/Internet & Wi-Fi/Sports and Cultural facilities/Classrooms.

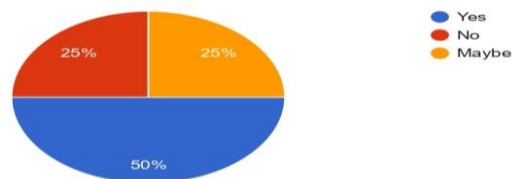
20 responses



Have you obtained sufficient know-how (both in theory and practice) at VCV?

[Copy](#)

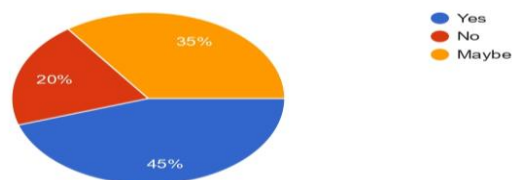
20 responses



Is the education imparted at VCV useful and relevant in your present job?

[Copy](#)

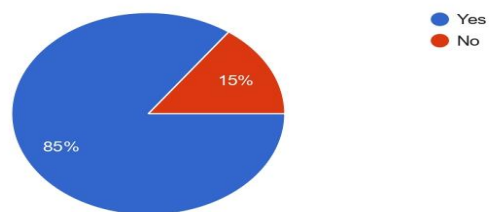
20 responses



Were the Teaching & Non-Teaching Staff cooperative?

[Copy](#)

20 responses

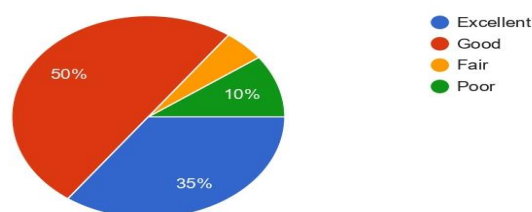


Rate the following academic initiatives taken by the college/Department to improve know-how of the students:

[Copy](#)

Industry Oriented Projects(if applicable)/Seminars & Workshop/Guest Lectures/Special Training Classes for bridging Industry/Academic gap

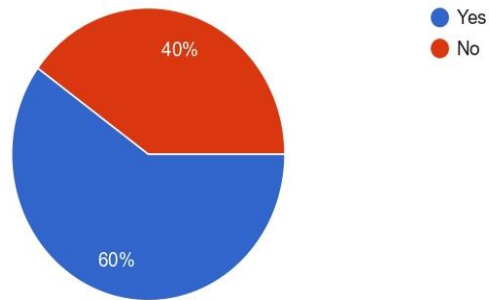
20 responses



Has the Training & Placement (T & P) Cell provided ample on campus placement opportunities?

 Copy

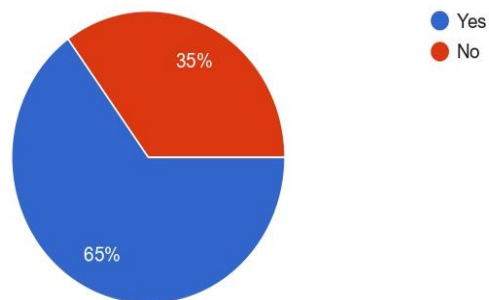
20 responses



Has the Placement Cell provided sufficient off campus placement opportunities?

 Copy

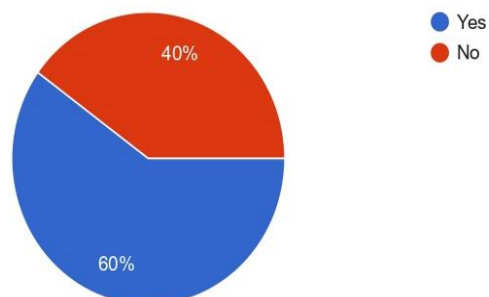
20 responses



Did you ever avail Career counseling and guidance for higher studies from Placement Cell?

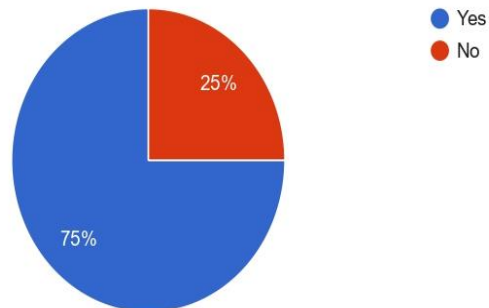
 Copy

20 responses



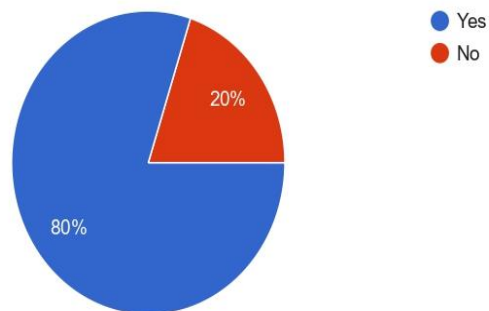
If you are invited to deliver a Guest Lecture/a Special Talk/a Motivational Session for your juniors, will you be interested?

20 responses



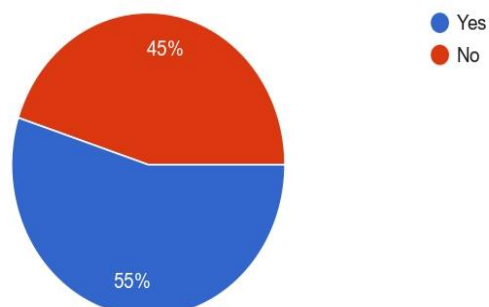
Would you like to join the Department/College Alumni Association?

20 responses



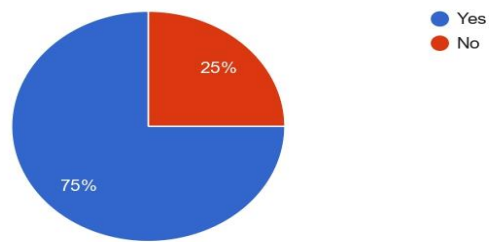
Have you participated in any Alumni meet as of now organized by your parent department?

20 responses



Do you receive communications from the College/parent department through Mails/ Calls/SMS etc.?

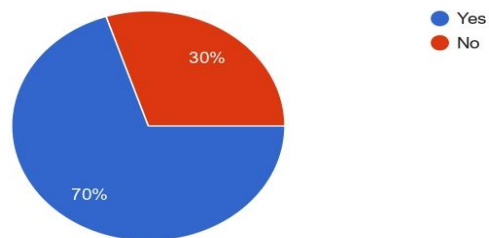
20 responses



Please comment on the following:

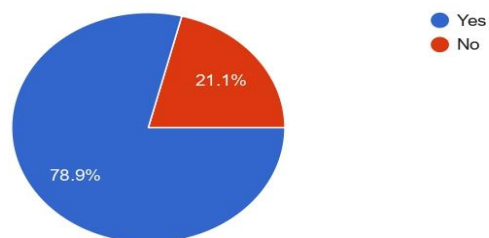
Relevance of VCV curriculum in your Job/Need any change in curriculum and syllabi.

20 responses



Improvements in teaching and learning Process?

19 responses



Your vision for the College/Your contribution to the College.

19 responses

